



Hauptscheinwerfer






Bild A zeigt den endgültigen Auslieferungszustand.



Die Kabelbinder abschneiden und die Stützfedern herausnehmen.




Abdeckung nach Einbau der Glühlampe wieder aufsetzen.







Headlight



Picture A shows the final status received by the clients.



Cut off the cable ties and take out the supporting springs.



Replace the cover after assembling the bulb.

